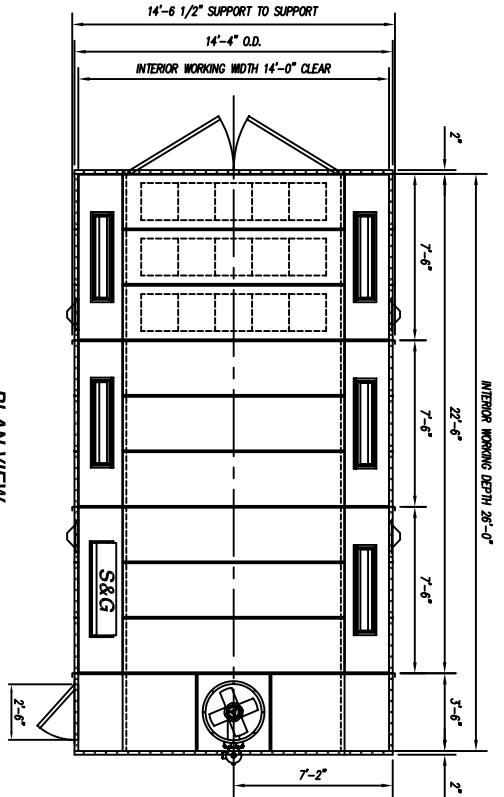
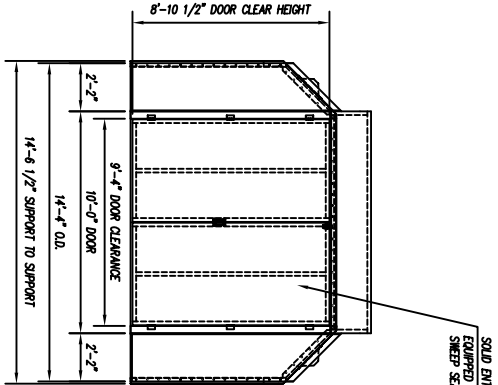


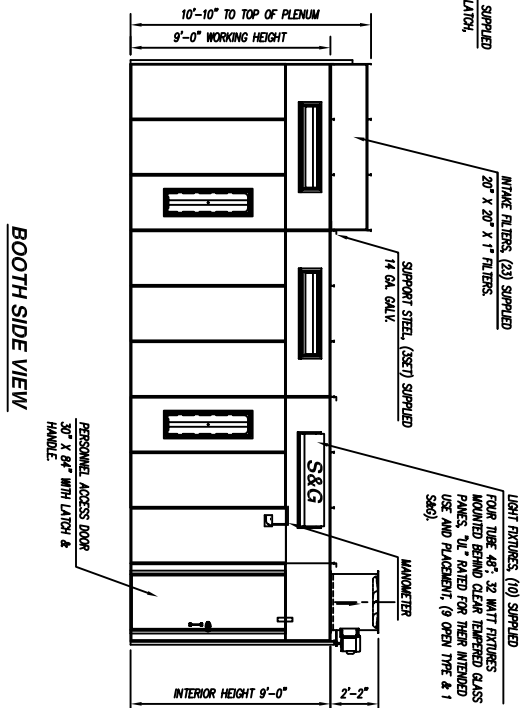
THE ASSEMBLY DRAWINGS YOU HAVE RECEIVED ARE IN A GENERAL REFERENCE. OPTIONAL ACCESSORIES MAY NOT BE SHOWN AS PROVIDED. PLEASE REFER TO YOUR PURCHASE ORDER FOR A COMPLETE DESCRIPTION OF YOUR BOOTH ORDER.



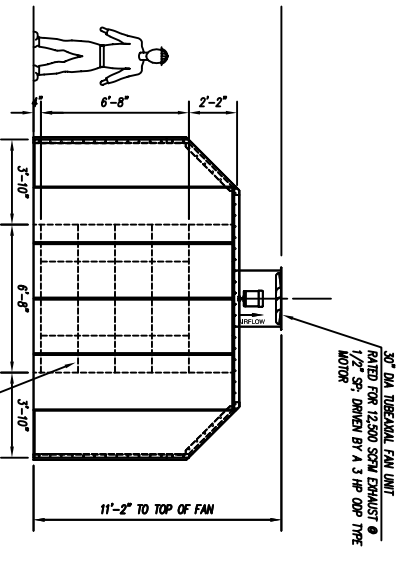
PLAN VIEW



END VIEW FROM BAY END



BOOTH SIDE VIEW



END VIEW @ CHAMBER

BOOTH WALLS & CEILING PANELS  
FABRICATED OF G-90, 18 GA.  
GALVANIZED STEEL IN ACCORDANCE WITH  
THE IFC-2000 SECTION 1504.1.2.1 & NFPA  
33 CHAPTER 3.1

SEE ORDER ACKNOWLEDGEMENT  
FOR COMPLETE LIST OF  
PROVIDED STACK COMPONENTS

# COLMET

## Spray booths

FILE NAME	X
CONTRACT NO.	X
ISSUE	01-23-06 S.K.
CHECK	O.T.
DATE	
ISSUED	
SIZE	PRE-FILTERED EZ MODIFIED DOWN FLOW
DATE	EWD-26-PF-SB
ISSUE	
SCALE	1:1
HEIGHT	101-1408-26-01-02
SHEET	1 OF 7