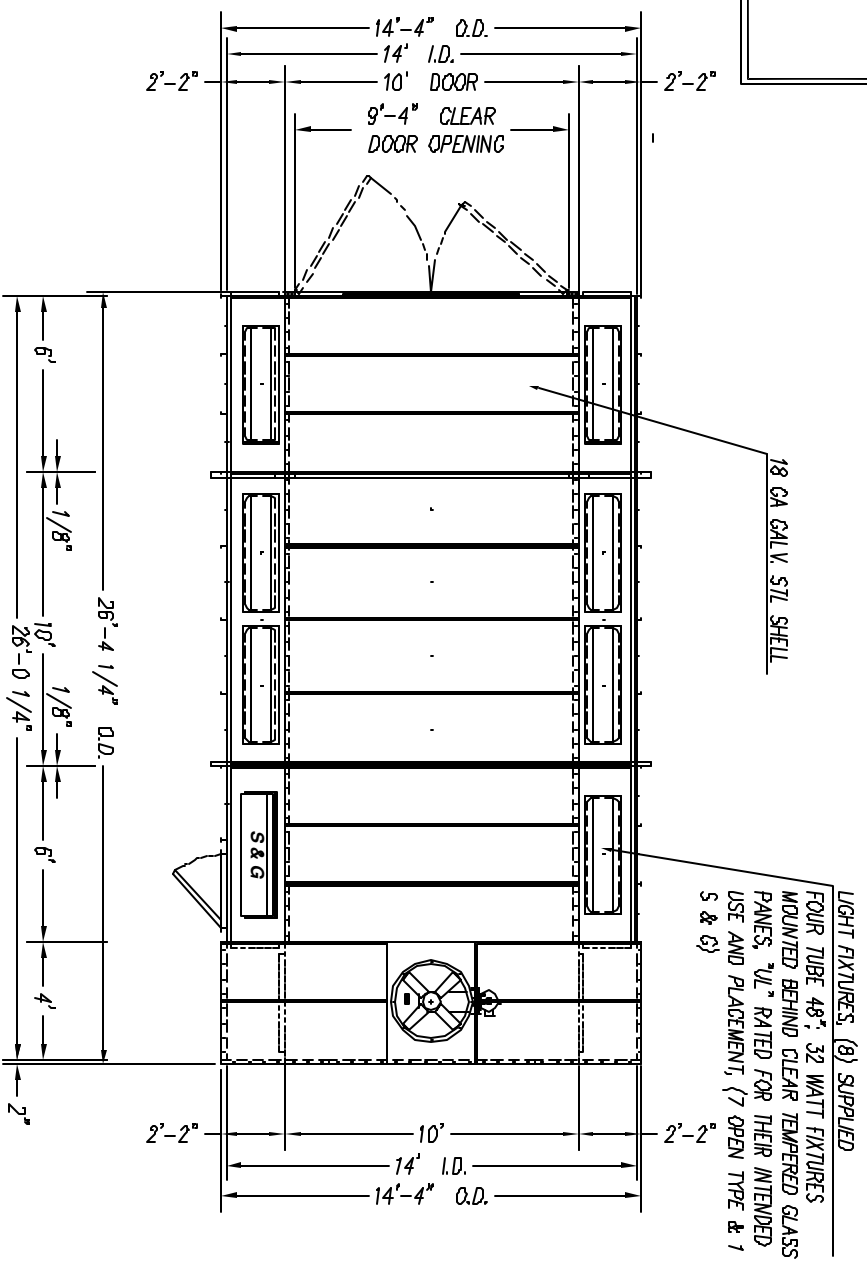
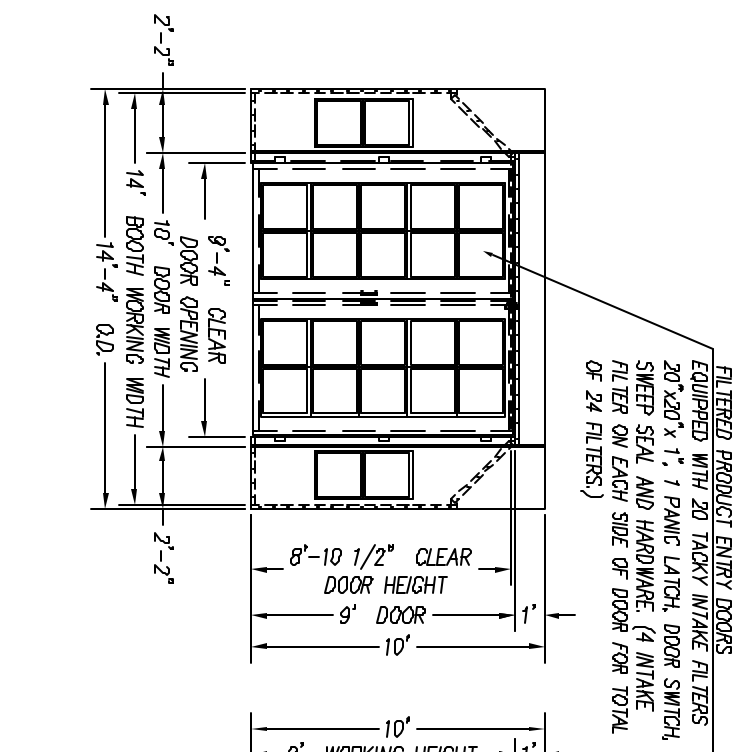


COL-MET SPRAY BOOTHS ARE MFG. IN ACCORDANCE WITH IFC-2000 SECTION 1504.1.2.1 THROUGH 1504.1.2.2, SECTION 1504.2.3, SECTION 1504.2.5, SECTION 1504.2.7, SECTION 1504.3, SECTION 1504.3.1, SECTION 1504.3.2, AND NFPA-33



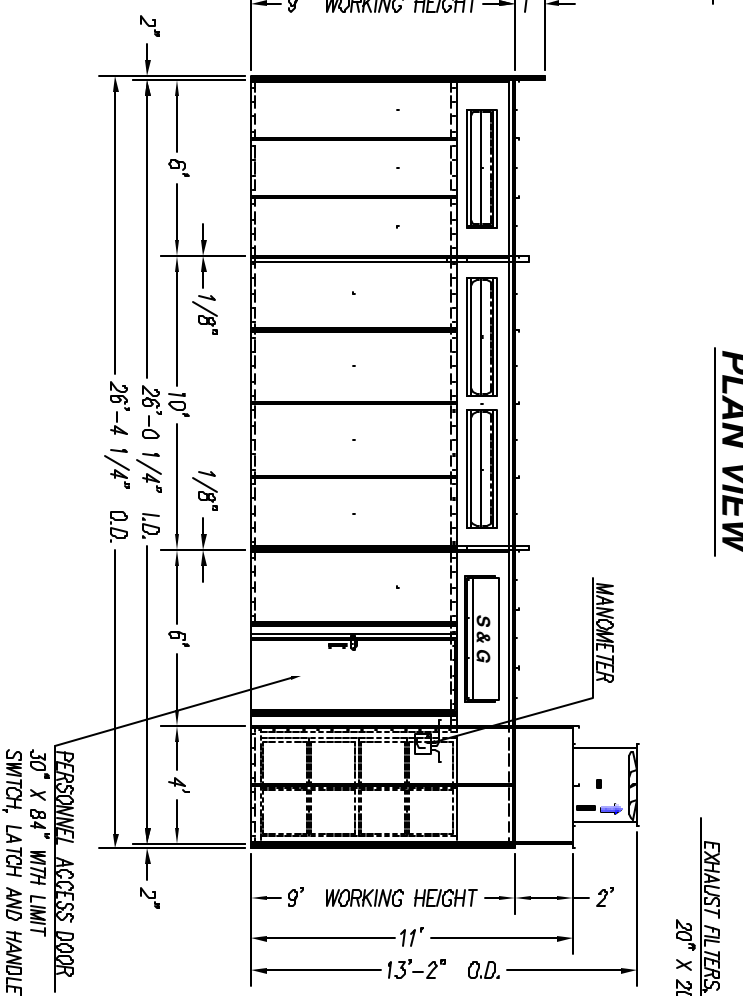
LIGHT FIXTURES: (8) SUPPLIED
FOUR TUBE 48" X 32" WATT FIXTURES MOUNTED BEHIND CLEAR TEMPERED GLASS PANES, 1/2" RATED FOR THEIR INTENDED USE AND PLACEMENT; (7 OPEN TYPE & 1 S & G)

PLAN VIEW



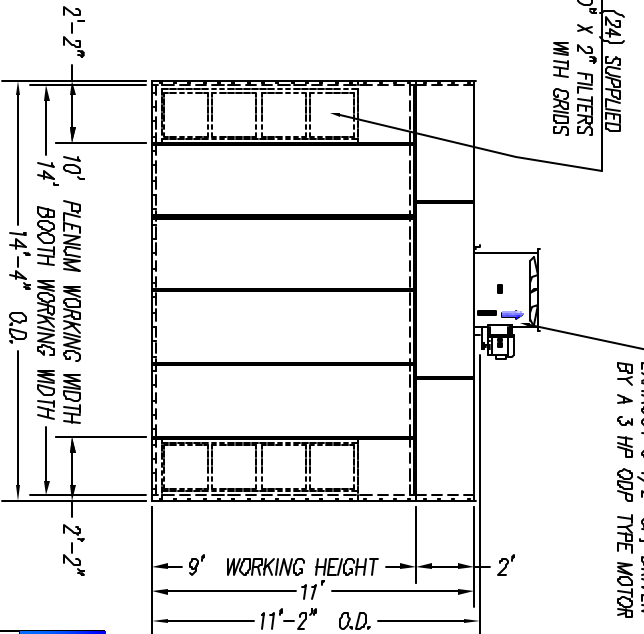
FILTERED PRODUCT ENTRY DOORS
EQUIPPED WITH 20 TACKY INTAKE FILTERS, 20" X 20" X 1", 1 PANIC LATCH, DOOR SWITCH, SWEEP SEAL AND HARDWARE. (4 INTAKE FILTER ON EACH SIDE OF DOOR FOR TOTAL OF 24 FILTERS.)

END VIEW



PERSONNEL ACCESS DOOR
30" X 84" WITH LIMIT SWITCH, LATCH AND HANDLE

SIDE ELEVATION



30" DIA. TUBE AXIAL FAN UNIT
RATED FOR 12,600 CFM
EXHAUST Ø 1/2" SP. DRIVEN BY A 3 HP ODP TYPE MOTOR

END VIEW

THE ASSEMBLY DRAWINGS YOU HAVE RECEIVED ARE IN A GENERAL REFERENCE. OPTIONAL ACCESSORIES MAY NOT BE SHOWN AS PROVIDED. PLEASE REFER TO YOUR PURCHASE ORDER FOR A COMPLETE DESCRIPTION OF YOUR BOOTH ORDER.

APPROVAL DRAWING
MANUFACTURING WILL AWAIT APPROVAL
END USER SIGNATURE: _____
MOTOR SUPPLY VOLTAGE: _____
LIGHT SUPPLY VOLTAGE: _____

PLEASE SIGN THE APPROVAL DRAWING. MAKE ANY NOTES TO DRAWING THAT MAY AFFECT ORDER. NOTE: ANY CHANGES TO DRAWING MAY EFFECT CHARGES, DELAY APPROVAL PROCESS AND DELAY THE PRODUCTION OF YOUR ORDER.

VOLTAGE CONFIRMATION
MOTOR 480/3/60 VAC
LIGHTS 120/1/60 VAC
IF DIFFERENT, INDICATE BELOW
VAC (MOTOR)
/ /
VAC (LIGHTS)

GENERAL NOTES:

BOOTH TYPE: CA 26 SB
CONE: 12.50
VOLTAJE: 480/60/3
VOLTAGE: 220/60/1
TOTAL AMP SERVICE: 15
TOTAL SERVICE AMP: 20

COMPONENT DESCRIPTIONS:

- 1) LIGHT APP TOTAL: 8.5 TOTAL QTY.: 8
- 2) EXHAUST FAN SIZE: 30" QTY.: 1
- 3) 120 VAC 1PH, 60 Hz QTY.: 7 TYPE: OREB MODEL NO. J280 WITH 3 HP AMP 9
- 4) AMU: N/A RATED @: N/A BIUNAL MAX. N/A TYPE: WITH N/A HP N/A TYPE: MOTOR
- 5) INTAKE FILTER TOTAL: 24 TYPE OF FILTER: 20" X 20" X 1"
- 6) EXHAUST FILTER TOTAL: 24 TYPE OF FILTER: 20" X 20" X 2"

GENERAL NOTES:

1. WORK CHANGES WILL BE SOLID CONSTRUCTION WITH #6/16" BOLTS ON STANDARD Ø CENTERS. COLLECTOR WILL BE WELDED CONSTRUCTION.
2. WORK CHANGES TO BE 18 GA. GALVANIZED UNPAINTED SHEET METAL CONNECTIONS TO EQUIPMENT TO BE FURNISHED AND INSTALLED BY CUSTOMER. BOST AS NOTED.
3. ALL MOTOR CONTROLS SWITCHES, LIGHT LAMPS OR TUBES, INCLUDING CONNECTIONS TO EQUIPMENT TO BE FURNISHED AND INSTALLED BY CUSTOMER. BOST AS NOTED.
4. AIR/FLE AIR WARE AND AIR SPACE WITHIN FRONT OF BOOTH MUST BE PROMINENT IN ORDER TO INSURE PROPER OPERATION OF BOOTH.
5. ALL LOCAL, CITY & STATE PERMITS AND INSURANCE APPROVAL TO BE OBTAINED BY CUSTOMER.
6. CUSTOMER TO FURNISH ROOF-TRICH IF REQUIRED.

COL-MET
Spray booths

TITLE NAME	CA 26 SB APPROVAL
CONTRACT NO.	-
DRAWN	11/14/2005 pweich
CHECK	
APPR.	CA 26 SB
ISSUED	12,600 CFM
SIZE PERSON NO.	121-1409-26-01-01.DWG
SCALE	NTS
REVISION	1 OF 1