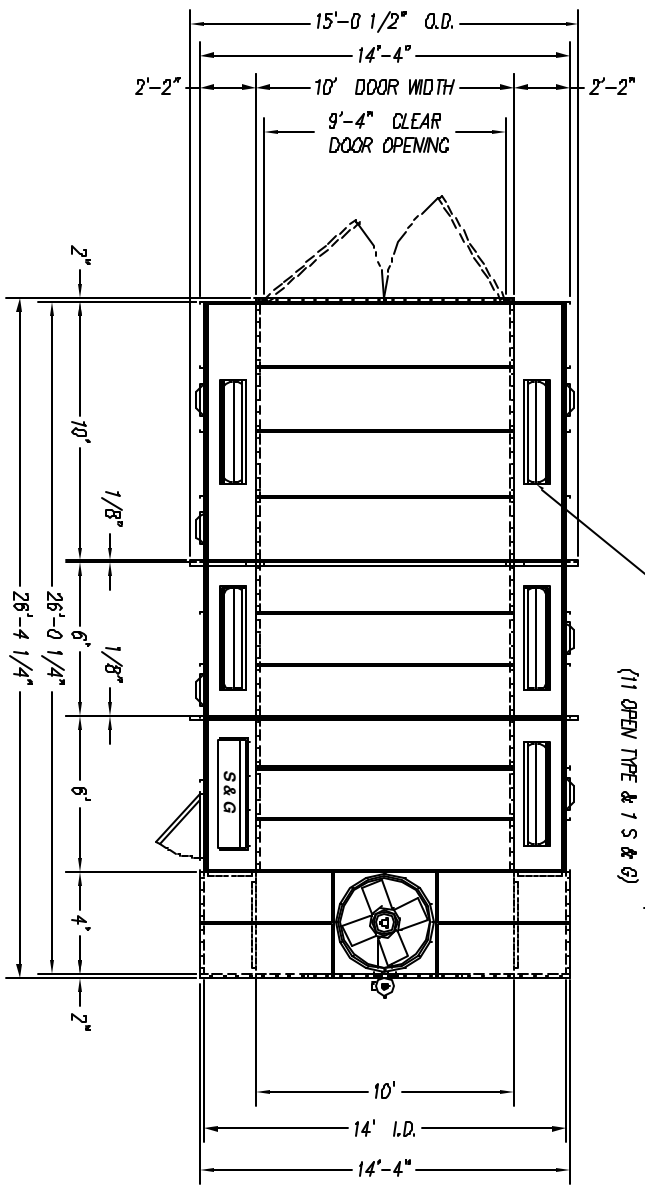
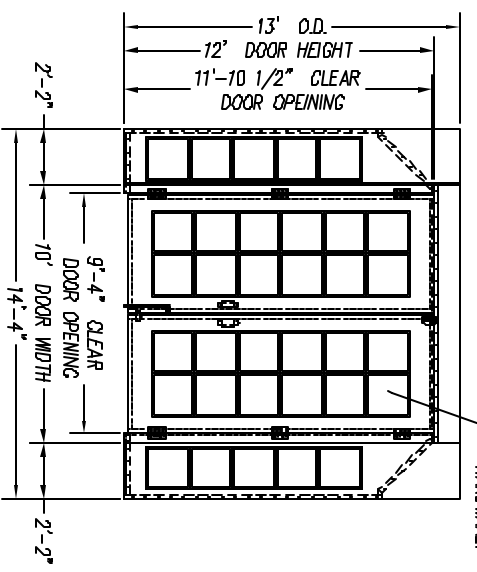


COL-MET SPRAY BOOTHS ARE  
 MFG. IN ACCORDANCE WITH IFC-2000  
 SECTION 1504.1.2.1 THROUGH 1504.1.2.2,  
 SECTION 1504.2.3, SECTION 1504.2.5,  
 SECTION 1504.2.7, SECTION 1504.3,  
 SECTION 1504.3.1, SECTION 1504.3.2,  
 AND NFPA-33

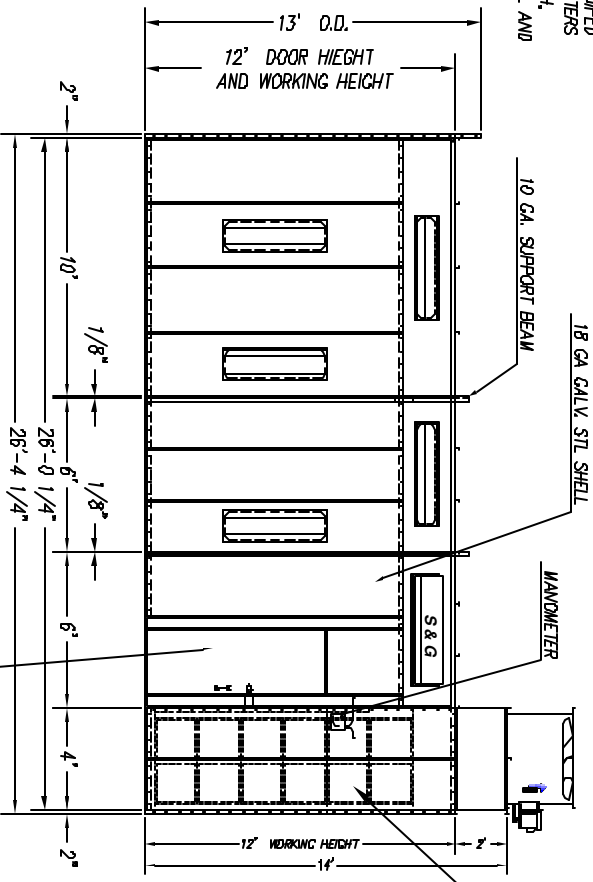


LIGHT FIXTURES, (12) SUPPLIED  
 FOUR TUBE 45" 32 WATT  
 FIXTURES MOUNTED BEHIND  
 CLEAR TEMPERED GLASS PANES,  
 \*UL\* RATED FOR THEIR  
 INTENDED USE AND PLACEMENT,  
 (11 OPEN TYPE & 1 S & G)

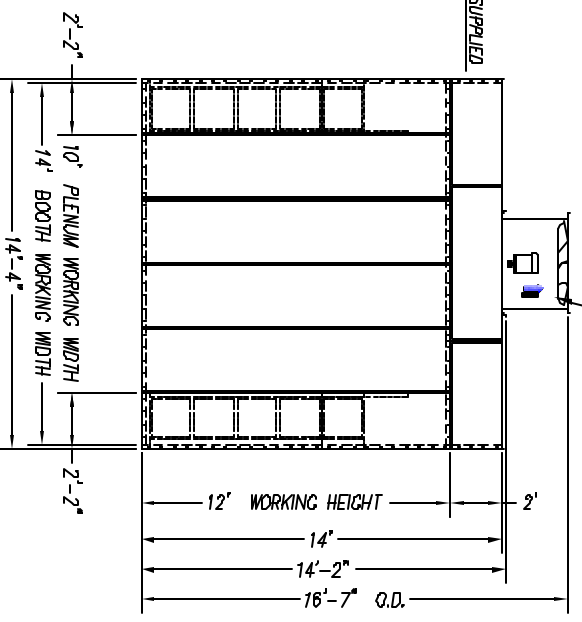
PLAN VIEW



END VIEW



SIDE ELEVATION



END VIEW

FILTERED PRODUCT ENTRY DOORS,  
 DOUBLE FILTER DOORS EQUIPPED  
 WITH 34 TACKY INTAKE FILTERS  
 20" X 20" X 1" PANIC LATCH,  
 DOOR SWITCH, SWEEP SEAL AND  
 HARDWARE.

EXHAUST FILTERS (34) SUPPLIED  
 20" X 20" X 2" FILTERS  
 WITH GRIDS

42" DIA. TUBAXIAL FAN UNIT  
 RATED FOR 16,800 CFM  
 EXHAUST @ 1/2" SP. DRIVEN  
 BY A 3 HP 0DP TYPE MOTOR

VOLTAGE  
 MOTOR 480/3/60 VAC  
 LIGHTS 120/60 VAC

THE ASSEMBLY DRAWINGS YOU HAVE RECEIVED ARE IN A  
 GENERAL REFERENCE. OPTIONAL ACCESSORIES MAY NOT  
 BE SHOWN AS PROVIDED. PLEASE REFER TO YOUR  
 PURCHASE ORDER FOR A COMPLETE DESCRIPTION OF YOUR  
 BOOTH ORDER.

GENERAL NOTES:

- 1) LIGHT AMP TOTAL: 128 TOTAL QTY: 12
- 2) EXHAUST FAN SIZE: 42" QTY: 1
- 3) 120 AC, 1PH, 60 HZ TYPE: 11
- 4) MODEL NO: 7B-42 WITH 3 HP AMP
- 5) QTY: 1
- 6) TYPE: 0DP
- 7) OR TYPE: MOTOR 48

COMPONENT DESCRIPTIONS:

- 8) AMU: RATED @: WITH HP: BTU/HR MAX: RPM: TYPE: MOTOR
- 9) INTAKE FILTER TOTAL 34 TYPE: OF FILTER: 20" X 20" X 2"
- 9) EXHAUST FILTER TOTAL 34 TYPE: OF FILTER: 20" X 20" X 2"

GENERAL NOTES:

1. WORK CHAMBER WILL BE BOLTED CONSTRUCTION WITH #5/16 BOLTS ON STANDARD IF CENTER. COLLECTION WILL BE WELDED CONSTRUCTION.
2. WORK CHAMBER TO BE 18 GA. GALVANIZED UNPAINTED SHEET METAL.
3. ALL MOTOR CONTROLS SWITCHES, LIGHT LAMPS OR TUBES, INCLUDING CONNECTIONS TO EQUIPMENT TO BE FURNISHED AND INSTALLED BY CUSTOMER EXCEPT AS NOTED.
4. ANGLE IRON WALKER AND AIR SPACE WITHIN FRONT OF BOOTH MUST BE PROVIDED IN ORDER TO INSURE PROPER OPERATION OF BOOTH.
5. ALL LOCAL CITY & STATE PERMITS AND INSURANCE APPROVAL TO BE OBTAINED BY CUSTOMER.
6. CUSTOMER TO FURNISH ROOF-PITCH IF REQUIRED.

**COL-MET**  
 spray booths

FILE NAME: **COL-MET-26-SB**  
 CONTRACT NO. —  
 DRAWN 11/03/2005 pweich  
 CHECK **APP**  
 ISSUED  
 CAT 26 SB

SIZE: 1/8" = 1'-0"  
 SCALE: 3/16" = 1'-0"  
 SHEET